

English:

Task -1

Picture composition

SUMMER OUTING



Family
Sparkly shiny sun
Sand castles

Summer outing
Feeling energized
Beach

Task-2

Assessment of Adjectives

Maths:


Assessment of Measurement (Capacity)

Hindi:

Day-1

चित्र देखकर कहानी लिखिए और शीर्षक बताओ।

लोमड़ी और सारस—चित्रकथा



अपनी पंसद की एक कहानी शीर्षक सहित लिखिए।

Day-2

दोहरान कार्य- विलोम शब्द

सही शब्द चुनकर खाली स्थान भरिए और कहानी पूरी कीजिए।

(शेर, गुस्सा, काम, शरीर, दांतों, धन्यवाद, सो, दया, जाल, चुहिया)

एक जंगल में एक.....रहता था। एक दिन वह..... रहा था। वहाँ पर एकआई। वह शेर के..... पर चढ़कर दौड़ने लगी। नींद खुलने

पर शेर को..... आया। चुहिया ने माफ़ी माँगी और कहाँ, 'मैं भी आपके.....आ सकती हूँ।' शेर ने उस पर..... दिखाई। उसे छोड़ दिया। एक दिन शेर शिकारी के..... में फँस गया। चुहिया ने अपने तेज़..... से जाल काट दिया। शेर ने चुहिया का..... किया और अपनी गुफा की ओर बढ़ गया।

UOI:

Day1

TD Theme: How We Express Ourselves

Formative Assessment 1

Conceptual Understanding: Roles of signs and symbols

Task: Reflect on the function of signs and symbols in our daily life.






Criteria	Exemplary (4)	Accomplished (3)	Developing (2)	Beginning (1)
Information	Includes all relevant information that supports adequate details	Includes most of the relevant information that supports details	Includes some relevant information	Includes little relevant information
Thinking skill	Displays excellent critical thinking skills	Displays good critical thinking skills	Displays Satisfactory critical thinking skills	Displays critical thinking skills with help
Reflective	Reflects understanding creatively and logically on all types of signs and symbols	Reflects understanding creatively and logically on most types of signs and symbols	Reflects understanding creatively and logically on few types of signs and symbols	Reflects understanding creatively and logically on one type of signs and symbols

Choose any one from each type of signs and symbols we learned. Identify the type and function of these signs and symbols. Name the place where they are seen.

Draw/paste sign/symbol	Type of signs & symbols	Function	Place where they are seen

Self-Assessment

I stand at Level

Different stages of SOLO Taxonomy				
Level 1	Level 2	Level 3	Level 4	Level 5
Pre-structural Level	Uni-structural Level	Multi-structural Level	Relational Level	At the extended abstract level
				
I understood one type of signs and symbols.	I understood few types of signs and symbols.	I understood all types of signs and symbols.	I can connect signs and symbols with my daily life.	I can create my own sign/symbols to convey message and mention it's type.

Day 2

Sorting Out

Visual Thinking Routine (VTR)

Think & Explore

Task:

Give reasons to use signs and symbols.

Write a message using signs and symbols.

Show the importance of using sign through this image.



ART:

Show creativity and draw symbols for the things given below -

- RAINY DAY
- A SUNNY DAY
- A BIRTHDAY PARTY

Dance:

<https://www.youtube.com/watch?v=GYLVyfjsaW0>

Task- watch and learn semi classical dance.